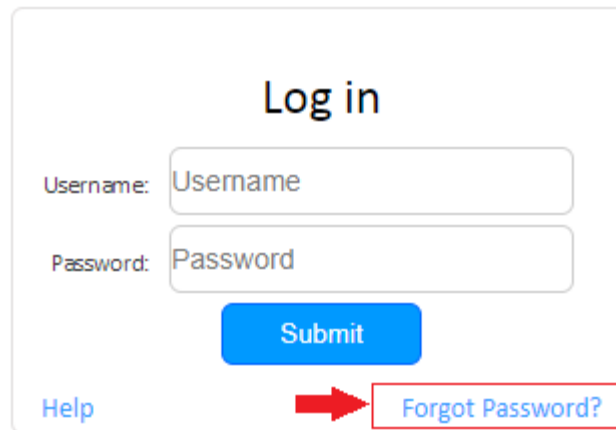


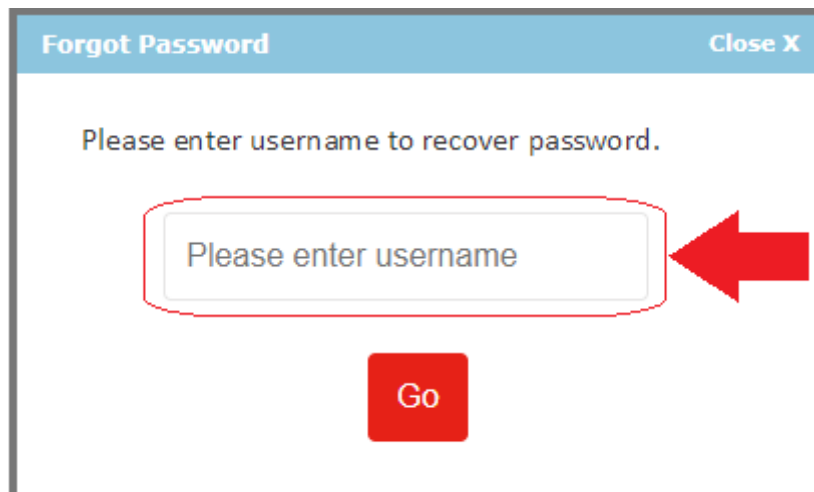
How to recover the password of ERP

Note: Student are advised to make sure through TG that, is their email-ID is correct in ERP or not. If not, then request your TG to update it. Because password will be sent to email-ID only.

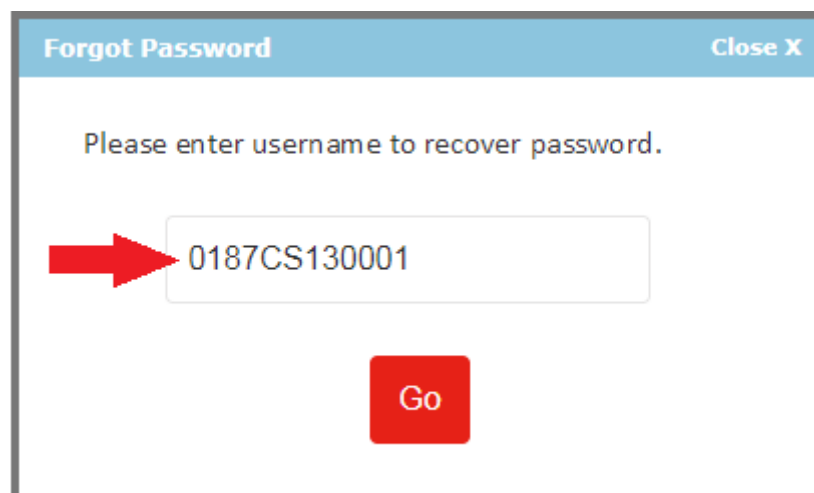
Step 1: Click on the 'Forgot Password'.



Step 2: A pop-up will appear, to ask for the username. (For students **Enrollment Number** is their username and for faculty/staff registered **email-id** is their username.)



Step 3: Enter your username and click on 'Go' button.



Step 4: After few seconds a message will prompt, showing password mailed to e-mail address provided. It confirms that password is mailed.

Forgot Password Close X

Please enter username to recover password.

Your password has been sent to the e-mail address provided.

Step 5: Check both **Inbox** and **Spam** folder of mailbox. An email will be received from **srms@sistec.ac.in** which contain your password.